

# 2020-21 Texas Academic Performance Report (TAPR)

District Name: HURST-EULESS-BEDFORD ISD

District Number: 220916

2021 Accountability Rating: Not Rated: Declared State of Disaster

2021 Special Education Determination Status:

Needs Assistance

This page is intentionally blank.



Texas Education Agency  
2020-21 STAAR Performance (TAPR)  
HURST-EULESS-BEDFORD ISD (220916) - TARRANT COUNTY

Due to the cancellation of spring 2020 STAAR, 2021 and 2019 STAAR data are shown.

School Year										





Texas Education Agency  
2020-21 STAAR Performance (TAPR)  
HURST-EULESS-BEDFORD ISD (220916) - TARRANT COUNTY

Due to the cancellation of spring 2020 STAAR, 2021 and 2019 STAAR data are shown.

	School Year	State	Region 11	District	African American	Hispanic	White	American Indian	Asian	Pacific Islander	Two or More Races	Special Ed (Current)	Special Ed (Former)	Continuously Enrolled	Non-Continuously Enrolled	Econ Disadv	EB/EL (Current & Monitored)
At Masters Grade Level	2021	14%	15%	20%	9%	13%	29%	*	42%	5%	20%	6%	22%	21%	16%	13%	11%
	2019	21%	22%	35%	24%	30%	43%	33%	58%	12%	32%	15%	48%	37%	29%	26%	19%
End of Course English I																	
At Approaches Grade Level or Above	2021	67%	71%	80%	72%	74%	87%	*	93%	74%	88%	46%	87%	84%	69%	74%	61%
	2019	68%	71%	82%	76%	79%	87%	78%	84%	85%	88%	41%	77%	86%	71%	76%	63%
At Meets Grade Level or Above	2021	50%	55%	66%	53%	59%	77%	*	85%	42%	74%	25%	60%	71%	50%	57%	42%
	2019	50%	54%	69%	57%	64%	80%	67%	77%	65%	74%	23%	58%	74%	55%	60%	43%
At Masters Grade Level	2021	12%	15%	22%	12%	16%	29%	*	43%	6%	34%	6%	3%	24%	15%	15%	8%
	2019	11%	11%	25%	15%	18%	35%	11%	42%	19%	34%	8%	4%	30%	14%	16%	7%
End of Course English II																	
At Approaches Grade Level or Above	2021	71%	73%	78%	68%	74%	84%	71%	88%	71%	89%	43%	74%	81%	68%	69%	51%
	2019	68%	71%	80%	72%	76%	86%	71%	89%	73%	89%	44%	72%	85%	67%	72%	54%
At Meets Grade Level or Above	2021	57%	60%	65%	54%	60%	73%	71%	79%	60%	77%	30%	35%	70%	52%	54%	35%
	2019	49%	53%	63%	47%	59%	74%	57%	80%	55%	70%	25%	49%	70%	46%	52%	28%
At Masters Grade Level	2021	11%	12%	13%	9%	10%	17%	14%	28%	0%	11%	10%	13%	15%	7%	8%	3%
	2019	8%	9%	15%	7%	12%	20%	36%	35%	8%	15%	4%	5%	18%	9%	9%	2%
End of Course Algebra I																	
At Approaches Grade Level or Above	2021	73%	74%	83%	78%	80%	90%	*	95%	70%	76%	69%	77%	86%	77%	80%	76%
	2019	85%	85%	95%	92%	95%	97%	*	99%	95%	94%	78%	89%	97%	91%	94%	93%
At Meets Grade Level or Above	2021	41%	43%	56%	40%	49%	70%	*	82%	37%	51%	34%	59%	59%	48%	49%	45%
	2019	61%	<b>61%</b>														







Texas Education Agency  
2020-21 STAAR Performance (TAPR)  
HURST-EULESS-BEDFORD ISD (220916) - TARRANT COUNTY

Due to the cancellation of spring 2020 STAAR, 2021 and 2019 STAAR data are shown.




	School Year	State	Region 11	District	African American	Hispanic	White	American Indian	Asian	Pacific Islander	Two or More Races	Special Ed (Current)	Special Ed (Former)		
--	-------------	-------	-----------	----------	------------------	----------	-------	-----------------	-------	------------------	-------------------	----------------------	---------------------	--	--













Texas Education Agency  
2020-21 Attendance, Graduation, and Dropout Rates (TAPR)  
HURST-EULESS-BEDFORD ISD (220916) - TARRANT COUNTY

	State	Region 11							
--	-------	--------------	--	--	--	--	--	--	--

--	--	--	--	--	--	--	--	--	--

--	--	--	--	--	--	--	--	--	--

--	--	--	--	--	--	--	--	--	--

--	--	--	--	--	--	--	--	--	--

--	--	--	--	--	--	--	--	--	--

--	--	--	--	--	--	--	--	--	--

--	--	--	--	--	--	--	--	--	--

Texas Education Agency  
 2020-21 Attendance, Graduation, and Dropout Rates (TAPR)  
 HURST-EULESS-BEDFORD ISD (220916) - TARRANT COUNTY

	State	Region 11	District	African American	Hispanic	White	American Indian	Asian	Pacific Islander	Two or More Races	Special Ed	Econ Disadv	EB/EL
Class of 2020	87.8%	87.1%	90.2%	86.7%	89.9%	90.5%	100.0%	98.6%	82.9%	89.2%	43.5%	85.9%	79.8%
Class of 2019	87.6%	86.9%	87.6%	84.9%	84.0%	89.8%	81.8%	95.5%	81.3%	91.3%	32.3%	83.4%	82.6%
RHSP/DAP Graduates (Annual Rate)													
2019-20	38.6%	12.1%	-	-	-	-	-	-	-	-	-	-	-
2018-19	32.7%	18.1%	0.0%	-	*	0.0%	-	*	-	-	0.0%	*	-
FHSP-E Graduates (Annual Rate)													
2019-20	4.4%	3.8%	0.4%	0.7%	0.6%	0.2%	0.0%	0.7%	0.0%	0.0%	4.8%	0.4%	0.0%
2018-19	4.4%	2.5%	0.1%	0.0%	0.2%	0.2%	0.0%	0.0%	0.0%	0.0%	1.8%	0.3%	0.0%
FHSP-DLA Graduates (Annual Rate)													
2019-20	81.8%	81.3%	88.7%	84.3%	88.4%	90.1%	83.3%	96.7%	81.1%	86.5%	33.3%	85.0%	79.3%
2018-19	82.1%	83.1%	85.8%	83.3%	81.9%	88.1%	90.0%	94.8%	74.3%	90.4%	30.0%	80.4%	83.0%
RHSP/DAP/FHSP-E/FHSP-DLA Graduates (Annual Rate)													
2019-20	85.8%	84.9%	89.2%	84.9%	89.0%	90.3%	83.3%	97.3%	81.1%	86.5%	38.1%	85.5%	79.3%
2018-19	85.9%	85.0%	85.5%	83.3%	81.7%	87.6%	90.0%	94.2%	74.3%	90.4%	29.7%	80.3%	83.0%








Texas Education Agency  
 2020-21 College, Career, and Military Readiness (CCMR) (TAPR)  
 HURST-EULESS-BEDFORD ISD (220916) - TARRANT COUNTY

Academic Year	State	Region 11	District	African American	Hispanic	White	American Indian	Asian	Pacific Islander	Two or More Races	Special Ed	Econ Disadv	EB/EL
2018-19	10.7%	10.3%	8.3%	7.7%	8.8%	9.5%	0.0%	7.7%	0.0%	4.8%	5.1%	8.5%	2.1%
Graduates with Level I or Level II Certificate (Annual Graduates)													
2019-20	0.7%	0.1%	0.0%	0.0%	0.0%	0.0%	0.0%	0.0%	0.0%	0.0%	0.0%	0.0%	0.0%
2018-19	0.6%	0.3%	0.0%	0.0%	0.0%	0.0%	0.0%	0.0%	0.0%	0.0%	0.0%	0.0%	0.0%
Graduate with Completed IEP and Workforce Readiness (Annual Graduates)													
2019-20	2.4%	2.5%	0.2%	0.3%	0.4%	0.0%	0.0%	0.0%	0.0%	0.0%	2.9%	0.4%	0.0%
2018-19	2.3%	2.3%	0.0%	0.0%	0.0%	0.0%	0.0%	0.0%	0.0%	0.0%	0.0%	0.0%	0.0%
Graduates Under an													

Texas Education Agency  
 2020-21 CCMR-Related Indicators (TAPR)  
 HURST-EULESS-BEDFORD ISD (200906) | 580.75 535.82

Academic Year	State	Region 11	District	African American	Hispanic	White	American Indian	Asian	Pacific Islander	Two or More Races	Special	6	535.82	34.7	0.43	re B80 d 0 J







Texas Education Agency  
2020-21 Student Information (TAPR)  
HURST-EULESS-BEDFORD ISD (220916) - TARRANT COUNTY

	----- Membership -----	----- Enrollment -----		
	--- District ---	----- State -----	--- District ---	----- State -----

[Redacted]

[Redacted]

[Redacted]

[Redacted]

[Redacted]

Texas Education Agency  
 2020-21 Student Information (TAPR)  
 HURST-EULESS-BEDFORD ISD (220916) - TARRANT COUNTY

Student Information	----- Membership -----				----- Enrollment -----			
	---- District ----		----- State -----		---- District ----		----- State -----	
	Count	Percent	Count	Percent	Count	Percent	Count	Percent
Homeless	499	2.2%	57,709	1.1%	500	2.2%	57,811	1.1%
Immigrant	1,145	5.0%	108,025	2.0%	1,148	5.0%	108,092	2.0%
Migrant	2	0.0%	16,657	0.3%	2	0.0%	16,733	0.3%
Title I	10,111	44.2%	3,457,855	64.5%	10,173	44.3%	3,464,887	64.5%
Military Connected	499	2.2%	144,596	2.7%	499	2.2%	144,683	2.7%
At-Risk	9,996	43.7%	2,634,284	49.2%	10,009	43.6%	2,636,849	49.1%



Texas Education Agency  
2020-21 Student Information (TAPR)

HURST-EULESS-BEDFORD ISD (220176) - HURST-EULESS-BEDFORD ISD (220916) - TARRANT COUNTY

Student Information	-Non-Special Education Rates-		-Special Education Rates-	
	District	State	District	State
Retention Rates by Grade:				
Kindergarten	3.6%	1.4%	7.9%	4.8%
Grade 1	1.6%	1.9%	4.1%	3.2%
Grade 2	1.3%	1.0%	1.9%	1.4%
Grade 3	0.5%	0.5%	0.0%	0.6%
Grade 4	0.3%	0.3%	0.0%	0.4%
Grade 5	0.5%	0.2%	0.4%	0.3%
Grade 6	0.3%	0.2%	0.0%	0.3%
Grade 7	0.2%	0.3%	0.5%	0.3%
Grade 8	0.8%	0.2%	1.1%	0.4%
Grade 9	1.2%	4.7%	3.2%	7.8%

	---- District ----		----- State -----	
	Count	Percent	Count	Percent
Data Quality:				
Underreported Students	8	0.1%	6,039	0.2%

Class Size Averages by Grade and Subject

Texas Education Agency  
2020-21 Staff Information (TAPR)  
HURST-EULESS-BEDFORD ISD (220916) - TARRANT COUNTY

Staff Information	---- District ----		----- State -----	
	Count	Percent	Count	Percent
Total Staff	2,650.9	100.0%	745,316.3	100.0%
Professional Staff:	1,812.3	68.4%	479,219.1	64.3%
Teachers	1,445.8	54.5%	369,395.4	49.6%
Professional Support	258.4	9.7%	78,787.8	10.6%
Campus Administration (School Leadership)	75.0	2.8%	22,378.5	3.0%
Central Administration	33.0	1.2%	8,657.4	1.2%
Educational Aides:	212.0	8.0%	79,348.7	10.6%
Auxiliary Staff:	626.7	23.6%	186,748.5	25.1%
Librarians and Counselors (Headcount):				
Full-time Librarians	25.0	n/a	4,290.0	n/a
Part-time Librarians	0.0	n/a	582.0	n/a
Full-time Counselors	44.0	n/a	13,211.0	n/a
Part-time Counselors	0.0	n/a	1,126.0	n/a
Total Minority Staff:	1,830.9	68.9%	481,229.4	64.5%
Teachers by Ethnicity:				
African American	92.8	6.4%	41,186.3	11.1%
Hispanic	198.3	13.7%	104,985.0	28.4%
White	1,100.6	76.1%	210,367.3	56.9%
American Indian	10.0	0.7%	1,261.0	0.3%
Asian	32.0	2.2%	6,656.1	1.8%
Pacific Islander	3.0	0.2%	618.8	0.2%
Two or More Races	9.0	0.6%	4,320.9	1.2%

Texas Education Agency  
2020-21 Staff Information (TAPR)  
HURST-EULESS-BEDFORD ISD (220916) - TARRANT COUNTY

	----- District -----	----- State -----
Staff Information	Count	Percent



